

This keyboard has 78 function keys and supports [Fn] key combination functions. In order to enjoy your keyboard to its full potential, we recommend that you read this manual carefully prior to installation.

## WHAT'S INCLUDED

- Wireless keyboard
- Two AAA batteries
- Instruction manual

## FEATURES

1. Bluetooth® 5.0 compatible
2. PC and Mac compatible
3. 78-key scissor low-profile design
4. Built-in intelligent power management software for power conservation

## INSTALLING THE BATTERIES

1. Open the battery compartment on the rear of the keyboard.
2. Insert two AAA batteries (included) following the polarity (+/-) marked.
3. Close the battery compartment.
4. Switch the power to the ON position and connect to the computer.



## POWER SAVING MODE

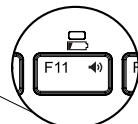

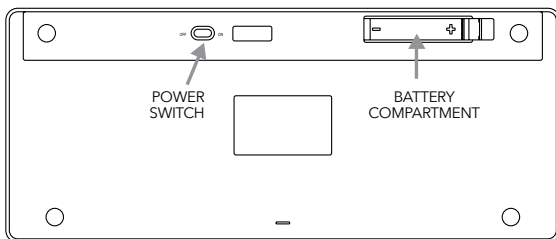
If the keyboard is not used for 10 minutes, the device will go into sleep mode automatically.

## LOW POWER INDICATOR

The LED indicator will flash RED quickly when the battery power is low. Replace both batteries at the earliest opportunity to prevent power interruption.

## PAIRING

1. Turn the keyboard ON.
2. Press and hold the FN + C for 3 second, the red LED will flash.
3. Go to the Bluetooth® settings on your device, select "8095944", then click NEXT.
4. Click 8095944 to connect.
5. Click NEXT on your device if required.
6. The keyboard will now pair automatically provided the Bluetooth® is ON and within range (10m).



**CONNECTING:**  
Flashing red LED light  
**POWER LOW:**  
Red LED will flash quickly

When Caps-lock is ON, the LED indicator will be red.

## KEYBOARD FN FUNCTION LIST

Before using the [Fn] function, please select the type of Bluetooth® device that is paired with this keyboard.

|                        |   |                        |
|------------------------|---|------------------------|
| Fn + Q                 | = | Android™ OS,           |
| Fn + W                 | = | Windows OS             |
| Fn + E                 | = | Apple iOS              |
| Fn + arrow up          | = | Page up                |
| Fn + arrow down        | = | Page down              |
| Fn + arrow left (home) | = | Back to the front page |
| Fn + arrow right (end) | = | Go to the last page    |

**NOTE:** Function [Fn] keys are not compatible with Mac OS X.

## FOR WINDOWS

|          |   |                      |
|----------|---|----------------------|
| Fn + ESC | = | Web home             |
| Fn + F1  | = | Cut                  |
| Fn + F2  | = | Copy                 |
| Fn + F3  | = | Paste                |
| Fn + F4  | = | Auto language switch |
| Fn + F5  | = | Search               |
| Fn + F6  | = | Previous track       |
| Fn + F7  | = | Play/Pause           |
| Fn + F8  | = | Next track           |
| Fn + F9  | = | Mute                 |
| Fn + F10 | = | Volume down          |
| Fn + F11 | = | Volume up            |
| Fn + F12 | = | Turn OFF/sleep Mode  |

## FOR ANDROID™ AND FOR iOS

|          |   |                      |
|----------|---|----------------------|
| Fn + ESC | = | Main page            |
| Fn + F1  | = | Cut                  |
| Fn + F2  | = | Copy                 |
| Fn + F3  | = | Paste                |
| Fn + F4  | = | Auto language switch |
| Fn + F5  | = | Search               |
| Fn + F6  | = | Previous track       |
| Fn + F7  | = | Play/pause           |
| Fn + F8  | = | Next track           |
| Fn + F9  | = | Mute                 |
| Fn + F10 | = | Volume down          |
| Fn + F11 | = | Volume up            |
| Fn + F12 | = | Screen lock          |

**NOTE:** You must press and hold the [Fn] key to activate the desired key function.

## TROUBLESHOOTING

If you are experiencing connection issues please follow the steps below:

1. Before you install the Bluetooth® keyboard, ensure Bluetooth® is turned ON.
2. Press and hold the FN + C for 3 seconds then release. The red LED will flash.
3. Ensure that the computer/Bluetooth® device is connected to the keyboard. If they have been paired before, the keyboard may be in sleep mode, press any key to wake the keyboard.
4. Ensure that the keyboard is within the Bluetooth® range of 10 metres.
5. Ensure that there is no change in the Bluetooth® environment. If anything has changed, please repeat the pairing process.
6. If your Bluetooth® keyboard is connected to other Bluetooth® devices, please confirm that the speed of the Bluetooth® environment is fast enough.
7. Check the batteries. If they are low on power, replace them with new ones.

## SPECIFICATIONS

|                    |  |
|--------------------|--|
| Bluetooth® Version | 5.0  |
| Bluetooth® Range   | Up to 10m (33ft.)  |
| Compatibility      | Windows 7/8/10/11; Mac OS X 10.10; Android™ 4.4; iOS 9.0 and above; Bluetooth® 4.2 and above |
| Battery            | Two AAA batteries (included)   |



The Bluetooth® word mark and logos are registered trademarks owned by Bluetooth® SIG, Inc. and any use of such marks by The Source (Bell) Electronics Inc. is under license. Other trademarks and trade names are those of their respective owners.

## INDUSTRY CANADA NOTICE RSS247

This device complies with Industry Canada license-exempt RSS standard(s).

Operation is subject to the following two conditions:

- (1) this device may not cause interference, and
- (2) this device must accept any interference, including interference that may cause undesired operation of the device.

This digital apparatus does not exceed the Class B limits for radio noise emissions from digital apparatus set out in the Radio Interference Regulations of Industry Canada.

IC Number: 255A-8095944



## THE SOURCE - WARRANTY

The Source warrants that this product will be free from defects in materials and workmanship for a period of twelve (12) months from the date of purchase. Within this period, simply take the product and your proof of purchase to any The Source store or participating dealer and the product will be replaced (where available) without charge. Any product which has been subject to misuse or accidental damage is excluded from this warranty.

This warranty is only applicable to a product purchased through The Source company-owned stores or participating dealers in Canada where the warranty is included with the product. While this warranty does not confer any legal rights other than those set out above, you may have additional statutory rights which will vary under the laws of the various countries, states, provinces and other governmental entities in which The Source operates. This warranty is subject to all statutory rights you may have in Canada.

Imported by:  
The Source, Barrie, Ontario, Canada, L4M 4W5  
Manufactured in China  
[www.thesource.ca](http://www.thesource.ca)  
© 2021 The Source. All rights reserved.

