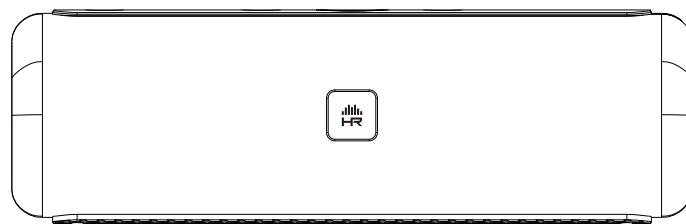


The Bluetooth[®] word mark and logos are registered trademarks owned by Bluetooth[®] SIG, Inc. and any use of such marks by The Source (Bell) Electronics Inc. is under license. Other trademarks and trade names are those of their respective owners.

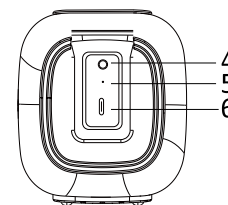
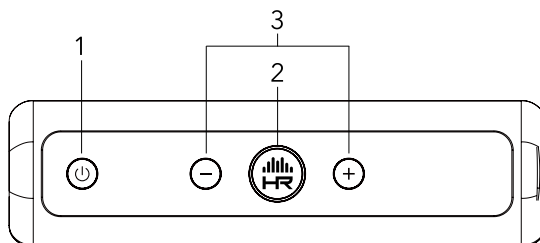


WHAT'S INCLUDED:

- Speaker
- USB-C charging cable
- 3.5mm audio cable
- Instruction Manual

COMPONENT IDENTIFICATION










1. Power button
2. Play/Pause
3. Volume controls
4. Line in port
5. Charging indicator
6. Charging port



PRODUCT OVERVIEW

You can use this item with any compatible, Bluetooth[®]-enabled device to stream music and enjoy hands-free calling. Please read this manual first before using.
This speaker has an IPX6 rating: protected against high-pressure water jets from all directions.

OPERATION

| TO | DO THIS |
|---------------------|--|
| Play/Pause | Press the  button to play, press again to resume. |
| Next track | Press and hold the  button for 2 seconds. |
| Previous track | Press and hold the  button for 2 seconds. |
| Increase volume | Press the  button. |
| Decrease volume | Press the  button. |
| Answer/End the call | Press the  button. |
| Reject the call | Press and hold the  button for 2 seconds. |
| TWS | Press  and  buttons at the same time and hold for 2 seconds. |

STATUS INDICATOR

| | | |
|------------------|-----------------------|---------------|
| Mode indicator | Rapidly flashing blue | Pairing mode |
| | Steady blue | Paired |
| | Steady red | Line in mode |
| Charge indicator | Steady red | Charging |
| | Steady green | Fully charged |


CHARGING


Use the included charging cable to fully charge the speaker before first use. It will take approximately 4 hours to fully charge.

- The red LED will be ON while the speaker is charging
- The red LED will turn green once charging is complete

TIP: When the battery is low, the speaker will beep every few seconds. Please charge the speaker. If it is not plugged in to charge within approximately 15 minutes, it will turn OFF.





PAIRING



1. Press and hold the  button to turn the speaker ON. The blue LED will flash.
2. Turn Bluetooth[®] ON in your device settings and select "HRSP 5040".
3. Once paired successfully, the blue LED will be ON and the speaker will chime.
4. If you fail to pair your device or you want to pair it with a new device, please repeat the steps outlined above.

NOTE: If there is no device paired within 15 minutes the speaker will turn OFF. To un-pair, press the  button or disconnect in your device settings.

NOTE: The speaker will automatically pair with previously paired devices provided the Bluetooth[®] is ON and within range. The speaker will chime to indicate that it has been successfully re-paired.



TWS (TRUE WIRELESS STEREO) CONNECTION

1. Ensure that neither speaker is connected to your phone via Bluetooth[®] and turn Bluetooth[®] OFF on your device.
2. Press and hold the  button on both speakers to turn ON. The  button on both speakers will flash.
3. On either speaker, press and hold the  and  buttons at the same time for 2 to 3 seconds until the speaker chimes. The speaker will chime again after 2 seconds to indicate that TWS has connected successfully.
4. Turn Bluetooth[®] ON in your phone's settings and select "HRSP 5040".
5. The speaker will chime and both LEDs will turn ON, this indicates successful pairing.

NOTE: When your device is connected via Bluetooth[®] in TWS mode, you can press both the  and  buttons at the same time for 3 seconds to clear the pairing list for the device.

HANDSFREE SPEAKERPHONE

When a smartphone is connected to your speaker follow the steps below to take calls handsfree.

1. If there is an incoming call while streaming music, the speaker will ring for iOS ring tone or beep for Android[™].
2. Press the Play/Pause  button to answer the call.
3. Press the Play/Pause  again to end the call.

LINE-IN (AUX IN) MODE

1. Use the supplied cable to connect the speaker directly with your device.
2. The LED will blink slowly.

TIP: LINE-IN will take priority over the Bluetooth[®] connection.

CONNECT TO YOUR PC VIA BLUETOOTH[®]

To listen to music:

- Select "HRSP 5040 Stereo" by left clicking on the speaker icon in the lower right corner of your computer screen

To answer an incoming call:

- Select "HRSP 5040 Hands-Free AG Audio" by left clicking on the speaker icon in the lower right corner of your computer screen

NOTE: Check the volume levels before using as a speaker phone and when a call is coming through.

TECHNICAL SPECIFICATIONS

| | |
|---------------------------------|---------------------|
| Bluetooth [®] version: | 5.0 |
| Battery capacity: | 3.7V, 2200mAh |
| Charging time: | 2-3 hours |
| Frequency response: | 80HZ-18kHz |
| Operation distance: | Up to 10 m/33 feet |
| TWS distance: | 3.5metres/11.5 feet |
| Output power: | 4W*2 (Max) |
| Play time: | 12 hours |

NOTE: This speaker is in compliance with the specified Bluetooth[®] version. It does not guarantee compatibility with all the functions on every Bluetooth[®]-enabled device. Please check your mobile phone's user manual for compatibility and functionality.

TROUBLESHOOTING

No Sound:

- Ensure the speaker is charged and has enough battery power for operation
- Ensure the speaker is switched ON
- Ensure Bluetooth[®] device is ON
- The volume of the speaker is too low, adjust the volume to an appropriate level

NOTE: If the speaker beeps every few seconds, the battery is low. Please recharge the speaker.

WARNING: Changes or modifications to this unit not expressly approved by the party responsible for compliance could void the user's authority to operate the equipment.

INDUSTRY CANADA NOTICE

RSS 247

This device contains licence-exempt transmitter/receiver(s) that comply with Innovation Science and Economic Development Canada's licence-exempt RSS(s). Operation is subject to the following two conditions:

- (1) This device may not cause interference; and
- (2) This device must accept any interference, including interference that may cause undesired operation of the device.

IC: 255A-8092990

FCC ID: ZHW-8092990

 **THE SOURCE - WARRANTY**

The Source warrants that this product will be free from defects in materials and workmanship for a period of twelve (12) months from the date of purchase. Within this period, simply take the product and your proof of purchase to any The Source store or participating dealer and the product will be replaced (where available) without charge. Any product which has been subject to misuse or accidental damage is excluded from this warranty.

This warranty is only applicable to a product purchased through The Source company-owned stores or participating dealers in Canada where the warranty is included with the product. While this warranty does not confer any legal rights other than those set out above, you may have additional statutory rights which will vary under the laws of the various countries, states, provinces and other governmental entities in which The Source operates. This warranty is subject to all statutory rights you may have in Canada.

Imported by:
The Source, Barrie, Ontario, Canada, L4M 4W5
Manufactured in China
www.thesource.ca
© 2021 The Source. All rights reserved.

