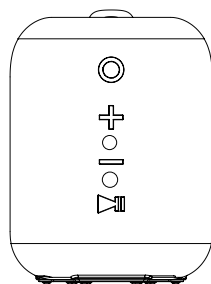


## WIRELESS WATERPROOF FLOATING SPEAKER

HRSP3037  
WAVE II







The Bluetooth® word mark and logos are registered trademarks owned by Bluetooth® SIG, Inc. and any use of such marks by The Source (Bell) Electronics Inc. is under license. Other trademarks and trade names are those of their respective owners.

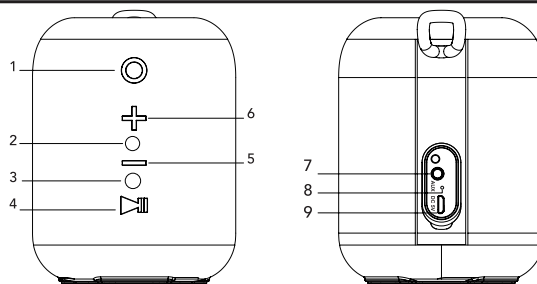


### WHAT'S INCLUDED:

- Speaker with strap
- Micro USB charging cable
- 3.5mm audio cable
- Instruction Manual

### COMPONENT IDENTIFICATION

1. Power ON/OFF 
2. LED indicator
3. Microphone
4. Play/Pause/Answer 
5. Decrease volume/Previous track 
6. Increase volume/Next track 
7. AUX input
8. Charging LED indicator
9. Micro USB charging port










### PRODUCT OVERVIEW

You can use this item with any compatible, Bluetooth®-enabled device to stream music and enjoy hands-free calling. Please read this manual first before using.

This speaker has an IPX7 rating: protected against short-term immersion in water.

### OPERATION

TO	DO THIS
Play/pause	Press the  button to pause, press again to play.
Next track	Press and hold the  button for 2 seconds.
Previous track	Press and hold the  button for 2 seconds.
Increase volume	Press the  button.
Decrease volume	Press the  button.
Answer call	Press the  button.
End call	Press the  button.


### CHARGING

Use the included charging cable to fully charge the speaker before first use. It will take approximately 3.5 hours to fully charge.

- The red LED will be ON while the speaker is charging
- The red LED will turn OFF once charging is complete

**Tip:** When the battery is low, the speaker will flash every five seconds, please charge the speaker. If it is not plugged in to charge within approximately 15 minutes, it will turn OFF.

### PAIRING




1. Press and hold the  button to turn the speaker ON. The white LED will flash quickly and the speaker will chime.
2. Turn Bluetooth® ON in your device settings and select "HRSP 3037".
3. Once paired successfully, the white LED will flash every five seconds and the speaker will beep.
4. If you fail to pair your device or you want to pair it with a new device, please repeat the steps outlined above.


**NOTE:** While in pairing mode, the white LED indicator will flash. If there is no device paired, or the speaker is left unoperated, within 30 minutes, the speaker will turn OFF. To un-pair, disconnect in your device settings.

**NOTE:** The speaker will automatically pair with previously paired devices provided the Bluetooth® is ON and within range. The speaker will ring to indicate that it has been successfully re-paired.

### TWS (TRUE WIRELESS STEREO) CONNECTION

Connect two HR WAVE II speakers for a true wireless stereo experience. To connect:

1. Ensure neither speaker is connected to your device via Bluetooth® and turn Bluetooth® OFF on your device.
2. Press and hold the  button on both speakers to turn ON. Press the  button on both speakers twice quickly to enter TWS mode. The main speaker will beep once when paired to each other (approx. 10 seconds). The white LED on the main speaker will flash and the white LED on the second speaker will be ON.
3. Turn the Bluetooth® ON in your device settings and select "HRSP3037".
4. Press and hold the  button on both speakers to turn both speakers OFF.

**NOTE:** The two speakers will automatically pair to each other each time they're turned ON. To unpair them, press the  button on each speaker twice quickly. The main speaker will beep and the white LEDs will flash briefly, indicating the speakers are no longer paired.

### HANDSFREE SPEAKERPHONE

When a smartphone is connected to your speaker follow the steps below to take calls handsfree.

1. Press the Play/Pause  button to answer the call.
2. Press the Play/Pause  button again to end the call.

### LINE-IN (AUX IN) MODE

1. Use the supplied 3.5mm cable to connect the speaker directly with your device.
2. The white LED will turn ON.

**Tip:** LINE-IN will take priority over the Bluetooth® connection.

### UNDERSTANDING THE LED STATUS LIGHTS

- **When charging your speaker**
  - o Red LED=charging
  - o LED OFF=charging complete
- **When pairing your speaker to a Bluetooth® device**
  - o Quick-blinking white LED=Bluetooth® not connected, ready to pair
  - o Slow-flashing white LED=Bluetooth® connected
- **When connected via LINE-IN**
  - o White LED=connected

### TECHNICAL SPECIFICATIONS

Bluetooth® Version: Bluetooth® 5.0  
 Battery Capacity: 3.7V, 2000mAh  
 Frequency Response: 80Hz -20kHz  
 Operation Distance: Up to 10 metres/33 feet  
 TWS Distance: 3.5metres/11.5 feet  
 Output Power: 5Wx2 (Max)

**NOTE:** This speaker is in compliance with the specified Bluetooth® version. It does not guarantee compatibility with all the functions on every Bluetooth® enabled device. Please check your mobile phone's user manual for compatibility and functionality.

### TROUBLESHOOTING

No Sound:

- Ensure the speaker is charged and there is enough battery power for operation
- Ensure the speaker is switched ON
- Ensure Bluetooth® device is ON
- The volume of the speaker is too low, adjust the volume to an appropriate level

**NOTE:** If the speaker beeps every few seconds, the battery is low. Please recharge the speaker.

**WARNING:** Changes or modifications to this unit not expressly approved by the party responsible for compliance could void the user's authority to operate the equipment. Please avoid salt water or chlorinated pools to prevent corrosion.

### RSS 247

This device contains licence-exempt transmitter/receiver(s) that comply with Innovation Science and Economic Development Canada's licence-exempt RSS(s). Operation is subject to the following two conditions:

- (1) This device may not cause interference; and
- (2) This device must accept any interference, including interference that may cause undesired operation of the device.

IC: 255A-8086937

### THE SOURCE - WARRANTY

The Source warrants that this product will be free from defects in materials and workmanship for a period of 12 months from the date of purchase. Within this period, simply take the product and your proof of purchase to any The Source store or participating dealer and the product will be replaced (where available) without charge. Any product which has been subject to misuse or accidental damage is excluded from this warranty. This warranty is only applicable to a product purchased through The Source company-owned stores or participating dealers in Canada where the warranty is included with the product. While this warranty does not confer any legal rights other than those set out above, you may have additional statutory rights which will vary under the laws of the various countries, states, provinces and other governmental entities in which The Source operates. This warranty is subject to all statutory rights you may have in Canada.

Imported by:  
The Source,  
Barrie, Ontario, Canada, L4M 4W5  
Manufactured in China  
www.thesource.ca

© 2020 The Source. All rights reserved