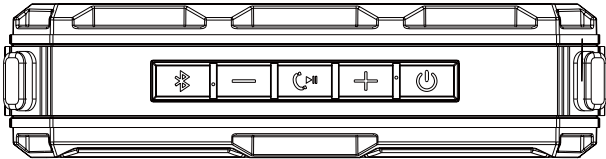


WIRELESS SPEAKER

HRSP 5023  
TERRA



The Bluetooth® word mark and logos are registered trademarks owned by Bluetooth® SIG, Inc. and any use of such marks by The Source (Bell) Electronics Inc. is under license. Other trademarks and trade names are those of their respective owners.

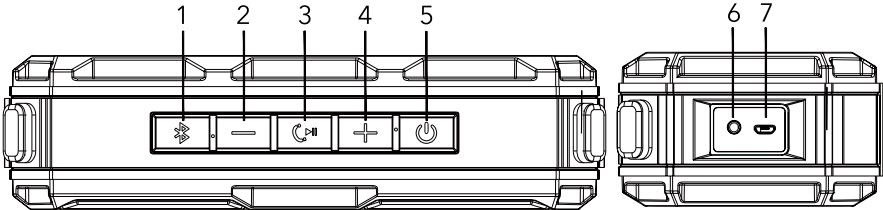


WHAT'S INCLUDED:

- Speaker
- Micro USB charging cable
- 3.5mm audio cable
- Instruction Manual

COMPONENT IDENTIFICATION








1. Bluetooth®
2. Decrease volume/Previous track
3. Play/Pause/Answer
4. Increase volume/Next track
5. Power ON/OFF
6. AUX in
7. Micro USB charging port



PRODUCT OVERVIEW

You can use this item with any compatible, Bluetooth®-enabled device to stream music and enjoy hands-free calling. Please read this manual first before using.  
This speaker has an IPX7 rating: protected against short-term immersion in water.


OPERATION


TO	DO THIS
Play/pause	Press the  button to play, press again to resume.
Next track	Press and hold the  button for 2 seconds.
Previous track	Press and hold the  button for 2 seconds.
Increase volume	Press the  button.
Decrease volume	Press the  button.
Answer call	Press the  button.
End call	Press the  button.

CHARGING

Use the included charging cable to fully charge the speaker before first use. It will take approximately 4 hours to fully charge.  
• The red LED will be ON while the [item] is charging  
• The red LED will turn OFF once charging is complete  
**Tip:** When battery is low the speaker will beep every few seconds, charge the speaker. If it is not plugged in to charge within approximately 15 minutes, it will turn OFF.

PAIRING


1. Press and hold the  button to turn the speaker ON, the blue LED will flash.
2. Turn the Bluetooth® ON in your device settings and select "HRSP 5023".
3. Once paired successfully, the speaker will ring several times.
4. If you fail to pair your device or you want to pair it with a new device please repeat the steps outlined above.

NOTE: While in pairing mode, the speaker will beep every 30 seconds. If there is no device paired within 10 minutes the speaker will turn OFF. To un-pair, press the  button or disconnect in your devices settings.

NOTE: The speaker will automatically pair with previously paired devices provided the Bluetooth® is ON and within range. The speaker will ring briefly to indicate tha it has been successfully re-paired.



TWS (TRUE WIRELESS STEREO) CONNECTION

Connect two HR Terra speakers for a true wireless stereo experience. To connect

1. Ensure neither speaker is connected to your device via Bluetooth®
2. Turn both speakers ON and place touching, them side-by-side. One blue LED will flash, the other will turn ON and both speakers will beep once indicating that they are connected.
3. Turn the Bluetooth® ON in your device settings and select "HRSP 5023".
4. Press and hold the  button to turn both speakers OFF
5. To disconnect, place the speakers side-by-side so they touch once.

HANDSFREE SPEAKERPHONE

When a smartphone is connected to your speaker follow the steps below to take calls handsfree.

1. If there is an incoming call while streaming music the speaker will ring for iOS ring tone or beep for Android™.
2. Press the Play/Pause  button to answer the call.
3. Press the Play/Pause  again to end the call.

LINE-IN (AUX IN) MODE

1. Use the supplied 3.5mm cable to connect the speaker directly with your device.
2. The LED will blink slowly.

**Tip:** LINE-IN will take priority over the Bluetooth® connection.

UNDERSTANDING THE LED STATUS LIGHTS

- **When charging your speaker**
  - Solid red LED=charging
  - LED OFF=charging complete
- **When pairing your speaker to a Bluetooth® device**
  - Quick blinking blue and red LED=Bluetooth® not connected, ready to pair
  - Slow blinking blue LED=Bluetooth® connected
- **When connected via LINE-IN**
  - Slow blinking blue LED=connected

TECHNICAL SPECIFICATIONS

Carrier Frequency : Bluetooth® 4.2+EDR  
Battery Capacity : 7.4V, 2400mAh  
Frequency Response: 50Hz -20kHz  
Operation Distance: Up to 10 metres/33 feet  
TWS Distance 3.5metres/11.5 feet  
Output Power: 10Wx2 (Max)

**NOTE:** This speaker is in compliance with the specified Bluetooth® version. It does not guarantee compatibility with all the functions on every Bluetooth® enabled device. Please check your mobile phone's user manual for compatibility and functionality.

TROUBLESHOOTING

No Sound:

- Ensure the speaker is charged and has enough battery power for operation
- Ensure the speaker is switched ON
- Ensure Bluetooth® device is ON
- The volume of the speaker is too low, adjust the volume to an appropriate level

**NOTE:** If the speaker beeps every few seconds, the battery is low. Please recharge the speaker.

**WARNING:** Changes or modifications to this unit not expressly approved by the party responsible for compliance could void the user's authority to operate the equipment.

THE FCC WANTS YOU TO KNOW

This device complies with Part 15 of the FCC rules. Operation is subject to the following two conditions:

- (1) This device may not cause harmful interference and
- (2) this device must accept any interference received, including interference that might cause undesired operation.

Changes or modifications to this unit not expressly approved by the party responsible for compliance could void the user's authority to operate the equipment.

RSS 247

This device contains licence-exempt transmitter/receiver(s) that comply with Innovation Science and Economic Development Canada's licence-exempt RSS(s). Operation is subject to the following two conditions:

- (1) This device may not cause interference; and
- (2) This device must accept any interference, including interference that may cause undesired operation of the device.

IC: 255A-8083519