

WIRELESS BLUETOOTH® SPEAKER

HEADRUSH CURVE BLUETOOTH® SPEAKER HRSP 3020



The Bluetooth® word mark and logos are registered trademarks owned by Bluetooth® SIG, Inc. and any use of such marks by The Source (Bell) Electronics Inc. is under license. Other trademarks and trade names are those of their respective owners.

WHAT'S INCLUDED:

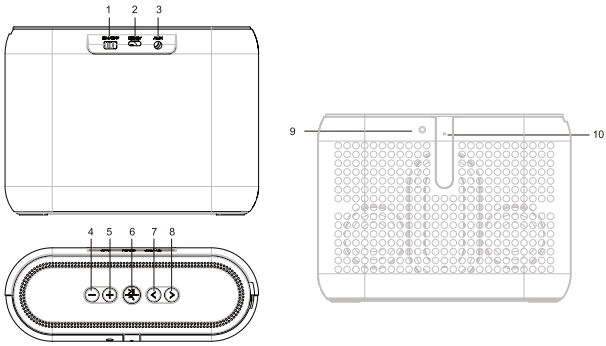
- Speaker
- USB to micro USB cable
- 3.5mm audio cable
- Instruction Manual

FEATURES:

- Bluetooth® V5.0
- Hands-free calling
- Operating distance up to 9.1m (30ft.)
- Playtime between 3.5-4 hours

COMPONENT IDENTIFICATION:

1. ON/OFF switch
2. Micro USB port
3. 3.5mm AUX IN
4. Volume down
5. Volume up
6. Play/Pause/Hands-free control
7. Previous song
8. Next song
9. Microphone
10. LED indicator



PRODUCT OVERVIEW

You can use this item with any compatible, Bluetooth®-enabled device to stream music and enjoy hands-free calling. In order to get the best results when using this device, please read this manual first before using.

CHARGING

Use the included charging cable to fully charge the speaker before first use. It will take approximately 4-4.5 hours to fully charge. The red LED will flash when the battery is low and the speaker will automatically turn OFF when the battery has to be recharged.

- The red LED will be ON while the speaker is charging
- The red LED will turn OFF once charging is complete
- When the battery is low, the red LED will flash every two seconds
- Unplug the speaker once it is fully charged

NOTE: The speaker may become warm while charging.



PAIRING

1. Place the speaker within 9.1m (30ft.) of your Bluetooth® device.
2. Slide the ON/OFF switch to turn the speaker ON. The blue LED will flash quickly to indicate it is in Bluetooth®-pairing mode.
3. Turn the Bluetooth® ON in your device settings and select "HR CURVE", enter password "0000".
4. Once paired successfully, the LED indicator will turn solid blue.
5. If you fail to pair your device, or you want to pair it with a new device, please repeat the steps outlined above.

NOTE: If no device is paired within 10 minutes the speaker will turn OFF.

HANDS-FREE SPEAKERPHONE

When a smartphone is connected to your speaker follow the steps below to take calls handsfree.

1. If there is an incoming call while music is streaming, it will stop and your phone will ring through the speaker.
2. Press the  button to answer the call.
3. Press the  button again to hang up the call.

UNDERSTANDING THE LED STATUS LIGHTS

- **When charging your speaker**
 - Solid red LED=charging
 - Red LED OFF=charging complete
- **When pairing your speaker to a Bluetooth® device**
 - Quick blinking blue LED=Bluetooth® not connected, ready to pair
 - Solid blue LED=Bluetooth® connected and not playing
 - Blue LED blinking slowly=Bluetooth® connected and playing
- **When playing through AUX IN**
 - Solid blue LED=connected and playing

TECHNICAL SPECIFICATIONS

Bluetooth® Version:	Bluetooth® V5.0
Driver:	1.75" x 2
Battery Type:	USB, DC 5V, 500mA
Battery Capacity:	2000mAh
Battery Playtime:	3.5-4 hours
Battery Charge Time:	4-4.5 hours
Distortion:	<1%
S/N:	>70dB
Frequency Response:	150Hz-18kHz
Operation Distance:	Up to 9.1m (30ft.)
Output Power:	3W x 2 (THD=10%)
Size:	172 x 63.4 x 127.7 mm
Weight:	535g

NOTE: This speaker is in compliance with the specified Bluetooth® version. It does NOT guarantee compatibility with all the functions on every Bluetooth® enabled device. Please check your smartphone's user manual for compatibility and functionality.

TROUBLESHOOTING

No Sound:

- Power ON the speaker and charge the battery
- Increase the volume on your speaker and Bluetooth® device
- Make sure you are using the correct paired device
- Move your Bluetooth® device closer to the speaker and away from any interference or obstructions
- Use a different music source

Distorted sound:

- Decrease the volume on your speaker and Bluetooth® device

WARNING: Changes or modifications to this unit not expressly approved by the party responsible for compliance could void the user's authority to operate the equipment.



Electrical products should not be disposed of with household waste. Please recycle where facilities exist. Check with your local authority for recycling advice.

WARNINGS

- DO NOT immerse in water
- DO NOT expose to extreme temperatures or direct sunlight
- DO NOT use in an aircraft or in a hospital
- DO NOT re-engineer or operate with any other antenna or transmitter
- Protect from excessive static electricity
- Handle with care

INDUSTRY CANADA NOTICE RSS 247

This device complies with Industry Canada license-exempt RSS standard(s).

Operation is subject to the following two conditions:

- (1) this device may not cause interference, and
- (2) this device must accept any interference, including interference that may cause undesired operation of the device.

This digital apparatus does not exceed the Class B limits for radio noise emissions from digital apparatus set out in the Radio Interference Regulations of Industry Canada.

IC: 255A-8081710