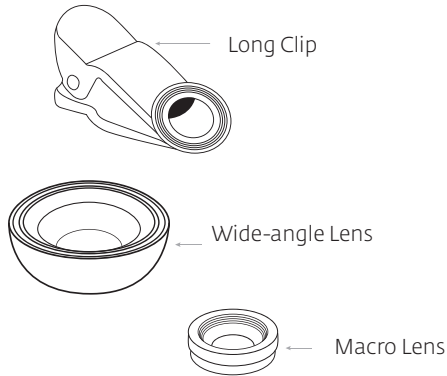



**INCLUDES**

- 2 universal lens covers
- 1 wide-angle lens
- 1 macro lens
- 1 carrying pouch and cloth
- Instruction manual



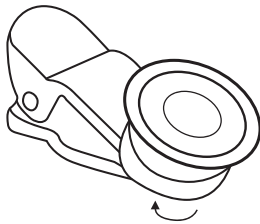
Step 3: Attach the clip to your smartphone. Works best with phone case removed. Now experiment with the different effects each lens offers.



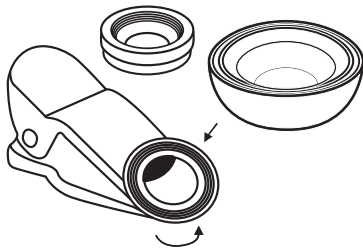
**Macro lens** can take clear photos of small objects up very close.  
**Wide-angle lens** can shoot a large area of scenery.

**HOW TO USE:**

Step 1: To remove lens from clip, turn in a counter clockwise motion to twist off.



Step 2: Choose a lens—each lens is marked on the side with Macro or Wide-angle. Install lens on clip with clockwise twist. Wide-angle lens twists inside the macro lens and then clips onto device.



**THE SOURCE - WARRANTY**

The Source warrants that this product will be free from defects in materials and workmanship for a period of six (6) months from the date of purchase. Within this period, simply take the product and your proof of purchase to any The Source store or participating dealer and the product will be replaced (where available) without charge. Any product which has been subject to misuse or accidental damage is excluded from this warranty. This warranty is only applicable to a product purchased through The Source company-owned stores or participating dealers in Canada where the warranty is included with the product. While this warranty does not confer any legal rights other than those set out above, you may have additional statutory rights which will vary under the laws of the various countries, states, provinces and other governmental entities in which The Source operates. This warranty is subject to all statutory rights you may have in Canada.

Imported by:  
The Source, Barrie, Ontario, Canada, L4M 4W5  
Manufactured in China  
www.thesource.ca  
© 2019 The Source All rights reserved.

