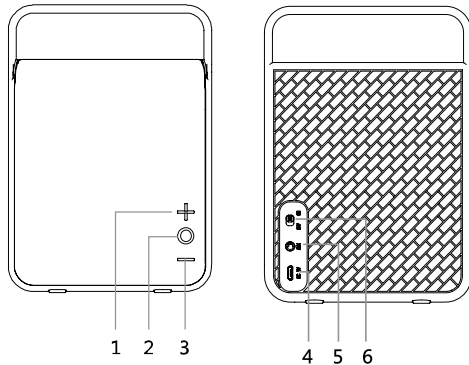


## INCLUDED

- Speaker
- Micro USB cable
- 3.5mm audio cable
- Instruction manual



1. Next track/Increase volume
2. MFB (multi-fuction button)
3. Previous track/decrease volume
4. Micro USB charging port
5. AUX in
6. Power ON/OFF

## GETTING STARTED

### OPERATING INSTRUCTIONS

- Power ON/OFF by sliding the power bar
- Adjust the volume by pressing either + or -
- Press the MFB to pause and press again to resume
- Choose the next or previous track by pressing and holding either + or -
- If a call is coming through, press the MFB to answer it or end it

### CHARGING

Use the included Micro USB cable to fully charge the speaker before first use. It will take approximately 3.5 hours to fully charge.

- When the battery is low the speaker will beep every 60 seconds for approximately 10 minutes
- The red LED will turn ON while the speaker is charging
- The red LED will turn OFF once charging is complete
- Unplug the speaker once it is fully charged



### PAIRING

1. Slide the MFB to the ON position to turn the power ON. The blue LED will blink.
2. Turn the Bluetooth® ON in your device settings and select "Carry Spk", enter password "0000" if required.
3. Once paired successfully, the speaker will beep.
4. If you fail to pair your device, or you want to pair it with a new device, please repeat the steps outlined above.

**NOTE:** The next time you turn the speaker ON, it will connect automatically as long as the Bluetooth® function on your device is still active and is within range. When you disconnect the speaker while paired, the blue LED will blink quickly and the speaker will enter into pairing mode. The speaker will not turn OFF. If no device is paired, the speaker has no auto-standby function.

### HANDS-FREE SPEAKERPHONE

When a smartphone is connected to your speaker, follow the steps below to take calls hands-free.

1. If there is an incoming call while streaming music, the music will stop and a continuous beep will sound.
2. Press  to pick up the call.
3. Press  again to hang up the call.

### AUX-IN MODE

1. Power on the speaker.
2. Using the AUX cable, connect your external device to the speaker's AUX-in port.
3. Automatically switches to AUX-in mode.

**NOTE:** In AUX-IN mode, the functions for skipping songs and answering calls on speakerphone are disabled.

### UNDERSTANDING THE LED STATUS LIGHTS

- When charging your speaker
  - Solid red LED=charging
  - Red LED OFF=charging complete
- When pairing your speaker to a Bluetooth® device
  - Quick-blinking blue LED=Bluetooth® not connected, ready to pair
  - Blue LED blinking slowly=Bluetooth® connected
- When connected via line-in
  - Solid blue LED=connected

### TECHNICAL SPECIFICATIONS

Bluetooth® version:	Bluetooth® 5.0
Bluetooth® profiles:	A2DP/AVRCP/HSP/HFP*
Wireless range	10m (33')
Play time:	5-6 hours**
Standby time:	Approx. 2 days
Battery Capacity:	3.7V, 1200mAh
Frequency Response:	80Hz-18kHz
Operation Distance:	Up to 10m (33')
Output Power:	3W x 2
Impedance:	4Ω

**NOTE:** This speaker is in compliance with the specified Bluetooth® version. It does not guarantee compatibility with all the functions on every Bluetooth®-enabled device. Please check your smartphone's user manual for compatibility and functionality.

\*\*Approximate playback time based on 80% volume. Battery life depends on individual use and may be more or less than specified.

### TROUBLESHOOTING

No Sound:

- Charge the battery and turn the speaker ON
- Increase the volume on your speaker as well as your Bluetooth® device
- Make sure you are using the correct paired device
- Move your Bluetooth® device closer to the speaker and away from any interference or obstructions
- Use a different music source

Distorted sound:

- Decrease the volume on your speaker and Bluetooth® device

**WARNING:** Changes or modifications to this unit not expressly approved by the party responsible for compliance could void the user's authority to operate the equipment.



Electrical products should not be disposed of with household waste. Please recycle where facilities exist. Check with your local authority for recycling advice.

### WARNINGS

- **DO NOT** immerse in water
- **DO NOT** expose to extreme temperatures
- Protect from excessive static electricity
- Handle with care

**INDUSTRY CANADA NOTICE RSS 247**

This device complies contains licence-exempt transmitter/receiver that comply with Innovation Science and Economic Development Canada's licence-exempt RSS(s). Operation is subject to the following two conditions:

- (1) This device may not cause interference; and
- (2) This device must accept any interference, including interference that may cause undesired operation of the device.

**IC: 255A-8080300**

 **THE SOURCE - WARRANTY**

The Source warrants that this product will be free from defects in materials and workmanship for a period of 6 months from the date of purchase. Within this period, simply take the product and your proof of purchase to any The Source store or participating dealer and the product will be replaced (where available) without charge. Any product which has been subject to misuse or accidental damage is excluded from this warranty. This warranty is only applicable to a product purchased through The Source company-owned stores or participating dealers in Canada where the warranty is included with the product. While this warranty does not confer any legal rights other than those set out above, you may have additional statutory rights which will vary under the laws of the various countries, states, provinces and other governmental entities in which The Source operates. This warranty is subject to all statutory rights you may have in Canada.

Imported by:  
The Source, Barrie, Ontario, Canada, L4M 4W5  
Manufactured in China  
[www.thesource.ca](http://www.thesource.ca)  
© 2019 The Source. All rights reserved.

