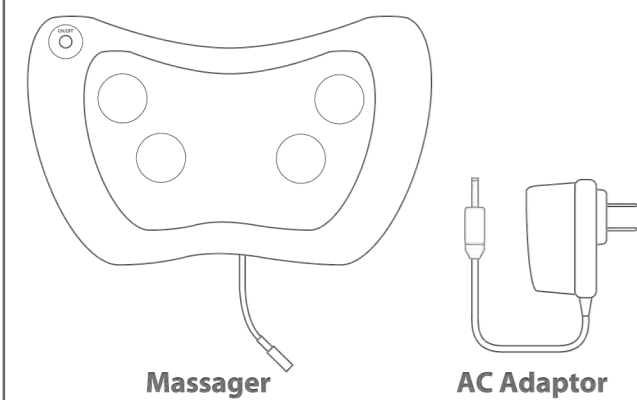


## Heating Shiatsu Massage Pillow

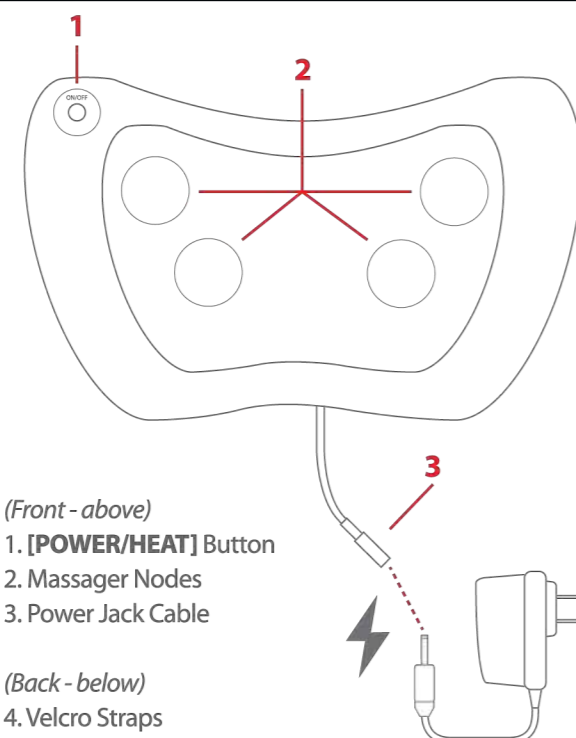


## User Guide SMG1201

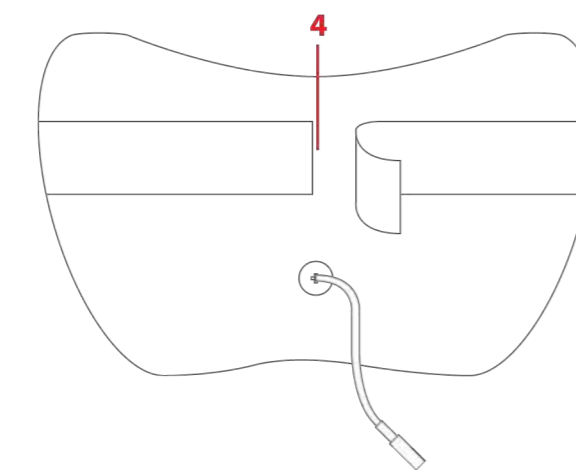
### In the Box



### Location of Controls

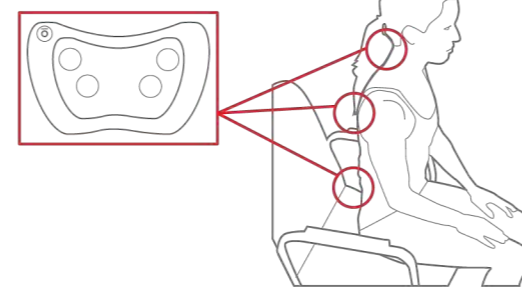


(Back - below)  
4. Velcro Straps



### Using the Massager

The massager is intended for use on the neck, lower back, and shoulders. For optimal use, sit in a chair and place the massager in the spot you would like to massage. The velcro straps can be used to hold the massager in place while in use.



#### Powering ON/OFF

Attach the AC adaptor to the power jack cable and plug the adaptor into a wall outlet.

- Quick press the **[POWER/HEAT]** button to turn the massager ON. When powered ON, the massager nodes will begin to rotate and will turn RED to indicate that the heat function is enabled (see below for more on the heat function).
- Long press the **[POWER/HEAT]** button to turn the massager OFF.

While ON, the massager nodes will change direction once every minute.

**NOTE:** The massager will automatically turn OFF after 15 minutes.

#### Using the Heat Function

The heating function will turn ON automatically when the massager is powered ON. While ON, the massager nodes will turn red.

- To turn the heating function OFF, quick press the **[POWER/HEAT]** button. While the heat function is OFF, the massager nodes will continue to rotate but they will NOT be RED.
- To turn the heat function back ON, quick press the **[POWER/HEAT]** button.

### Legal Information

#### READ CAREFULLY AND KEEP THIS MANUAL

Caution: Any changes or modifications not expressly approved could void the user's authority to operate the equipment.

This device complies with Part 15 of the FCC Rules. Operation is subject to the following two conditions:  
(1) This device may not cause harmful interference, and  
(2) this device must accept any interference received, including interference that may cause undersired operation.

**Note:** This equipment has been tested and found to comply with the limits for a Class B digital device, pursuant to part 15 of the FCC Rules. These limits are designed to provide reasonable protection against harmful interference in a residential installation. This equipment generates, uses and can radiate radio frequency energy and, if not installed and used in accordance with the instructions, may cause harmful interference to radio communications. However, there is no guarantee that interference will not occur in a particular installation. If this equipment does cause harmful interference to radio or television reception, which can be determined by turning the equipment off and on, the user is encouraged to try to correct the interference by one or more of the following measures:

- Reorient or relocate the receiving antenna.
- Increase the separation between the equipment and receiver.
- Connect the equipment into an outlet on a circuit different from that to which the receiver is connected.
- Consult the dealer or an experienced radio/TV technician for help.

### Limited Warranty

#### 90 Days Limited Warranty

In the unlikely event that this product is defective, or does not perform properly, you may within ninety (90) days from your original date of purchase return it to the authorized service center for repair or exchange.

#### TO OBTAIN WARRANTY SERVICE:

- Call the Customer Support number located below, or go to our website portal to receive an SRO number.
- Provide proof of the date of purchase within the package (dated bill of sale).
- Prepay all shipping costs to the authorized service center, and remember to insure your return.
- Include a return shipping address (no P.O. Boxes), a telephone contact number, and the defective unit within the package.
- Describe the defect or reason you are returning the product.

Your product will be repaired or replaced, at our option, for the same or similar model of equal value if examination by the service center determines this product is defective. Products received damaged as a result of shipping will require you to file a claim with the carrier.

The shipping address of the authorized service center is:

**Customer Service Dept. 36**  
**c/o Southern Telecom**  
**400 Kennedy Drive**  
**Sayreville NJ 08872**

Should you have any questions or problems concerning this product, please contact our customer service department at:

Customer Support:  
Phone: 1-877-768-8481  
Monday-Friday 8AM-10PM(EST)

[www.southerntelecom.com](http://www.southerntelecom.com)  
Click on "Product Support"

#### Warranty service not provided

This warranty does not cover damage resulting from accident, misuse, abuse, improper installation or operation, lack of reasonable care, and unauthorized modification. This warranty is voided in the event any unauthorized person opens, alters or repairs this product. All products being returned to the authorized service center for repair must be suitably packaged.

#### Limitation of Warranty:

• THE WARRANTY STATED ABOVE IS THE ONLY WARRANTY APPLICABLE TO THIS PRODUCT. ALL OTHER WARRANTIES, EXPRESS OR IMPLIED (INCLUDING ALL IMPLIED WARRANTIES OF MERCHANTABILITY OR FITNESS FOR A PARTICULAR PURPOSE) ARE HEREBY DISCLAIMED. NO VERBAL OR WRITTEN INFORMATION GIVEN BY AIT, INC. ITS AGENTS, OR EMPLOYEES SHALL CREATE A WARRANTY OR IN ANY WAY INCREASE THE SCOPE OF THIS WARRANTY.

• REPAIR OR REPLACEMENT AS PROVIDED UNDER THIS WARRANTY IS THE EXCLUSIVE REMEDY OF THE CONSUMER. AIT, INC. SHALL NOT BE LIABLE FOR INCIDENTAL OR CONSEQUENTIAL DAMAGES RESULTING FROM THE USE OF THIS PRODUCT OR ARISING OUT OF ANY BREACH OF ANY EXPRESS OR IMPLIED WARRANTY ON THIS PRODUCT. THIS DISCLAIMER OF WARRANTIES AND LIMITED WARRANTY ARE GOVERNED BY THE LAWS OF THE STATE OF NEW YORK. EXCEPT TO THE EXTENT PROHIBITED BY APPLICABLE LAW, ANY IMPLIED WARRANTY OF MERCHANTABILITY OR FITNESS FOR A PARTICULAR PURPOSE ON THIS PRODUCT IS LIMITED TO THE APPLICABLE WARRANTY PERIOD SET FORTH ABOVE.

Some states do not allow the exclusion nor limitation of incidental or consequential damages, or limitations on how long an implied warranty lasts so the above limitations on exclusions may not apply to you. This warranty gives you specific legal rights, and you also may have other rights that vary from state to state.

### General Warnings

#### READ CAREFULLY AND SAVE MANUAL

This product is not intended for medical use. It is intended only to provide a massage.

#### Please consult your doctor prior to using this product, if

- You are pregnant
- You have a pacemaker
- You have any concerns regarding your health

#### General Warnings

- Never leave the appliance unattended, especially if children are present.
- Not recommended for children under the age of 12 years old.
- Disconnect from power source when not in use.
- Never cover the appliance when it is in operation.
- Do not use this product for more than 15 minutes at a time.
- Extended use of product can lead to the product's excessive heating and may cause damage to the product and/or its surroundings or bodily harm. Should this occur, discontinue use and allow the unit to cool before operating.
- Do not massage an area where there is already pain or persisting pain.
- DO NOT use this product as a substitute for medical attention.
- DO NOT use this product before bed. The massage has a stimulating effect and can delay sleep.
- NEVER use this product while in bed.
- This product should NEVER be used by any individual suffering from any physical ailment that would limit the user's capacity to operate the controls or who has sensory deficiencies in the lower half of their body.

### Maintaining the Massager

#### Storing the Massager

The massager should be stored in a dry, cool location, away from sources of water or heat. It is best stored in a secure box or in an airtight bag to keep it free of dust.

#### Cleaning the Massager

Unplug the massager and let the massager nodes cool down if just used.

Using a DAMP (NOT WET) sponge, gently wipe the massager's cover down. Be careful to not get any water on the massager's controls, or under the cover. Do not use any concentrated soaps or corrosive agents to clean the massager.

Do NOT let the DC power jack cable come into contact with water or other liquids. Avoid wiping down the mesh covering the massager nodes, this material is very thin and water will seep through it.

Let the massager's cover dry completely before using and make sure that the AC adaptor is not near water when using again.

### Questions and Customer Support

For further assistance or troubleshooting, please call our customer support line:

Phone: 1-877-768-8481  
Monday-Friday 8AM-10PM (EST)

[www.southerntelecom.com](http://www.southerntelecom.com)  
Click on "Product Support"