

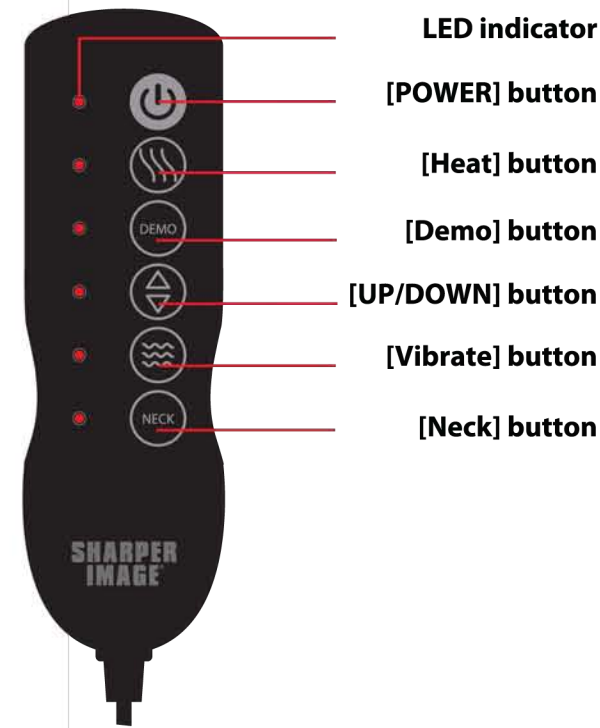
Neck & Shiatsu Chair Massager



User Guide

SMG1406




Location of Controls



- LED indicator
- [POWER] button
- [Heat] button
- [Demo] button
- [UP/DOWN] button
- [Vibrate] button
- [Neck] button

Using the Massager




Powering ON and OFF:

- Quick press the  button to turn the massager on.
- Quick press the  button again to turn the massager off. The  button will flash for approximately 10 seconds before shutting off.

Heat Function:

- Press the  button to add heat.
- Press again to turn heat off.


UP/Down Button:

- Press the  once for upper back massage.
- Press the  again for lower back massage.
- Press the  to return to full massage

Vibrate Mode:

- Press the  button for a vibrating seat massage.

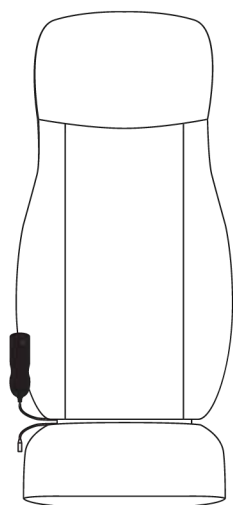
Neck Button:

- Press the  button to turn the neck massage ON, press again to turn OFF.

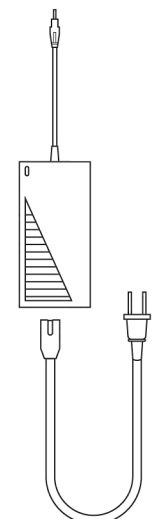
In the Box

Connecting the AC Adaptor

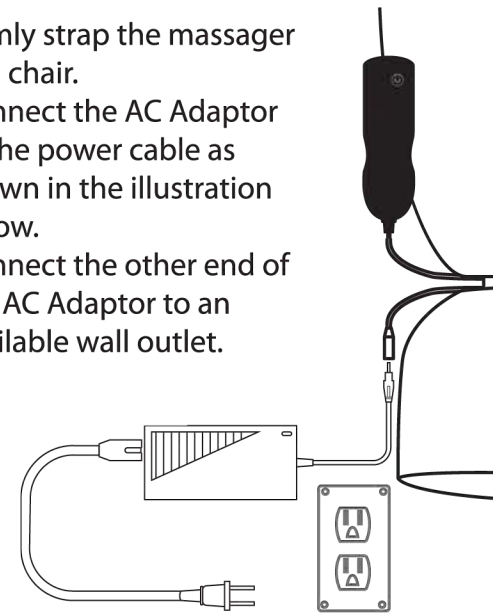
1. Firmly strap the massager to a chair.
2. Connect the AC Adaptor to the power cable as shown in the illustration below.
3. Connect the other end of the AC Adaptor to an available wall outlet.



Massager



AC Adaptor



Maintenance and Care

- Place the massager in a safe, cool and dry place when not in use.
- After unplugging, clean the massager with a soft, damp cloth using no abrasive cleaners. Do not place the unit into any type of liquid.
- Keep away from all solvents and harsh detergents.
- DO NOT attempt to service or repair this massager. There are no user-serviceable parts.

Questions and Customer Support

For further assistance or troubleshooting, please call our customer support line:

Phone: 1-877-768-8481
Monday-Friday 8AM-10PM (EST)

www.southerntelecom.com
Click on "Product Support"

Warning

To reduce the risk of burns, fire, electric shock or injury:

1. Always unplug the product from the electrical outlet immediately after using and before cleaning.
2. Do not use while bathing or in a shower.
3. Do not place or store product where it can fall or be pulled into a tub or sink.
4. Do not place in or drop into water or other liquid.
5. Do not reach for an electrical appliance that has fallen into water. Unplug it immediately

Safety Information

1. Consult your doctor before using this product.
2. Individuals with pacemakers should not use this product.
3. Never leave the product operating or unattended, especially if children are present.
4. Never use the product on open skin eruptions, swollen or inflamed areas.
5. Do not operate after taking pain killers, sedatives or alcohol. Consult your doctor if you are under these medications.
6. Do not operate for more than 15 minutes continuously. It is recommended to turn off the product and allow it to rest (cool) for 30 minutes before re-using. This will prolong the life of the product.
7. The product is designed as a non-professional massager to soothe tired and aching muscles. It is not intended to be a substitute for medical attention. If your ailments and symptoms persist or worsen after use, contact your doctor immediately.

WARNING: Any individual who is pregnant, has a pacemaker, suffers from diabetes, phlebitis, and/or thrombosis, or is at an increased risk of developing blood clots due to recent surgery should consult his/her physician before using a massaging device designed for home use.


Safety Information (cont'd)

1. Keep cord away from heated surfaces.
2. Never block the air openings of the product or place it on a surface, such as a bed or couch, where the air openings may be blocked. Keep the air openings free of lint and hair.
3. Never use while sleeping.
4. Never drop or insert objects into any opening.
5. Do not operate where aerosol products are being used or where oxygen is being administered.
6. Do not use on or near eyes or other highly sensitive areas.
7. Do not operate under a blanket or pillow. Excessive heating can occur and cause fire, electric shock or injury.
8. Do not carry this product by supply cord or use cord as a handle.
9. Do not use directly on one concentrated area of the body. It is meant to be used in a continuous motion, constantly changing the massage area.
10. To disconnect, turn all controls to the off position and then remove the plug from the outlet.
11. Do not perform any servicing on the product.
12. Use this product only for its intended use as described in this manual. Do not use attachments not recommended by the manufacturer.

Additional Warnings



CAUTION: RISK OF ELECTRIC SHOCK. DO NOT OPEN.
ATTENTION: RISK OF ELECTROCUTION. READ MANUAL.
CAUTION: CONSULT OWNER'S MANUAL BEFORE INSTALLATION.

1. Read these instructions.
2. Keep these instructions.
3. Heed all warnings.
4. Follow all instructions.
5. Do not use this apparatus near water.
6. Clean only with a dry cloth.
7. Do not block any ventilation openings. Install in accordance with the manufacturer's instructions.
8. Do not install near any heat sources such as radiators, heat registers, stoves, or other apparatus (including amplifiers) that produce heat.
9. Do not defeat the safety purpose of the polarized or grounding-type plug. A polarized plug has two blades with one wider than the other. A grounding type plug has two blades and a third grounding prong. The wide blade or the third prong are provided for your safety. When the provided plug does not fit into your outlet, consult an electrician for replacement of the obsolete outlet.
10. Protect the power cord from being walked on or pinched particularly at plugs, convenience receptacles, and the point where they exit from the apparatus.
11. Only use attachments/accessories specified by the manufacturer.
12. Unplug the apparatus during lightning storms or when unused for long periods of time.
13. Refer all servicing to qualified service personnel. Servicing is required when the apparatus has been damaged in any way, such as power-supply cord or plug is damaged; liquid has been spilled or objects have fallen into the apparatus; the apparatus has been exposed to rain or moisture, does not operate normally, or has been dropped.
14. WARNING: The mains plug is used as a disconnect device; the disconnect device shall remain readily operable.
15. WARNING: To reduce the risk of fire or electric shock, do not expose this apparatus to rain or moisture. The apparatus shall not be exposed to dripping or splashing, and objects filled with liquids, such as vases, shall not be placed on apparatus.
16.  This equipment is a Class II or double insulated electrical appliance. It has been designed in such a way that it does not require a safety connection to electrical earth.

Limited Warranty

90 Days Limited Warranty

In the unlikely event that this product is defective, or does not perform properly, you may within ninety (90) days from your original date of purchase return it to the authorized service center for repair or exchange.

TO OBTAIN WARRANTY SERVICE:

- Call the Customer Support number located below, or go to our website portal to receive an SRO number.
- Provide proof of the date of purchase within the package (dated bill of sale).
- Prepay all shipping costs to the authorized service center, and remember to insure your return.
- Include a return shipping address (no P.O. Boxes), a telephone contact number, and the defective unit within the package.
- Describe the defect or reason you are returning the product.

Your product will be repaired or replaced, at our option, for the same or similar model of equal value if examination by the service center determines this product is defective. Products received damaged as a result of shipping will require you to file a claim with the carrier.

The shipping address of the authorized service center is:

 **Customer Service Dept. 36**
c/o Southern Telecom
400 Kennedy Drive
Sayreville, NJ 08872

Should you have any questions or problems concerning this product, please contact our customer service department at:

Customer Support:
Phone: 1-877-768-8481
Monday-Friday 8AM-10PM(EST)

www.southerntelecom.com
Click on "Product Support"

Warranty service not provided

This warranty does not cover damage resulting from accident, misuse, abuse, improper installation or operation, lack of reasonable care, and unauthorized modification. This warranty is voided in the event any unauthorized person opens, alters or repairs this product. All products being returned to the authorized service center for repair must be suitably packaged.

Limitation of Warranty:

• THE WARRANTY STATED ABOVE IS THE ONLY WARRANTY APPLICABLE TO THIS PRODUCT. ALL OTHER WARRANTIES, EXPRESS OR IMPLIED (INCLUDING ALL IMPLIED WARRANTIES OF MERCHANTABILITY OR FITNESS FOR A PARTICULAR PURPOSE) ARE HEREBY DISCLAIMED. NO VERBAL OR WRITTEN INFORMATION GIVEN BY AIT, INC. ITS AGENTS, OR EMPLOYEES SHALL CREATE A GUARANTY OR IN ANY WAY INCREASE THE SCOPE OF THIS WARRANTY.

• REPAIR OR REPLACEMENT AS PROVIDED UNDER THIS WARRANTY IS THE EXCLUSIVE REMEDY OF THE CONSUMER. AIT, INC. SHALL NOT BE LIABLE FOR INCIDENTAL OR CONSEQUENTIAL DAMAGES RESULTING FROM THE USE OF THIS PRODUCT OR ARISING OUT OF ANY BREACH OF ANY EXPRESS OR IMPLIED WARRANTY ON THIS PRODUCT. THIS DISCLAIMER OF WARRANTIES AND LIMITED WARRANTY ARE GOVERNED BY THE LAWS OF THE STATE OF NEW YORK. EXCEPT TO THE EXTENT PROHIBITED BY APPLICABLE LAW, ANY IMPLIED WARRANTY OF MERCHANTABILITY OR FITNESS FOR A PARTICULAR PURPOSE ON THIS PRODUCT IS LIMITED TO THE APPLICABLE WARRANTY PERIOD SET FORTH ABOVE.

Some states do not allow the exclusion nor limitation of incidental or consequential damages, or limitations on how long an implied warranty lasts so the above limitations on exclusions may not apply to you. This warranty gives you specific legal rights, and you also may have other rights that vary from state to state.