

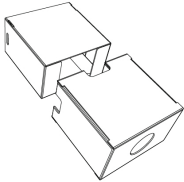
INCLUDES

- 2-piece projector
- Lens
- 4 decorative cardboard rings
- 2 rubber rings
- Cardboard tube
- Gel pad
- Instruction manual

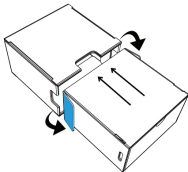
Fits phones 80mm x 160mm or smaller

CONSTRUCTING THE PROJECTOR

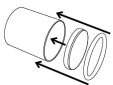
A Remove cardboard insert from projector.



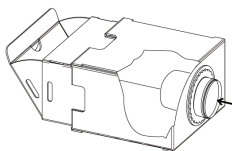
B Flip tabs over and reinsert into projector.




C Push lens in cardboard tube with the convexity of the lens outward and attach rubber ring around the tube.



D Insert the tube with decorative cardboard rings into the projector opening.

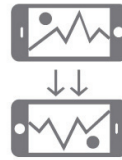


E Attach sticking gel pad to opening of projector.

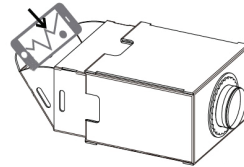


WATCHING VIDEOS

1. Rotate your screen image on your smartphone as image will flip when projected.



2. Attach smartphone to gel pad and close back of projector.

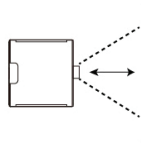


3. Make sure your phone is set with 100% brightness and 100% volume.



4. For the best quality image, project on a pure white wall in a very dark environment.

5. Set up projector 1-2m from the wall.



6. Adjust focus by pulling in or pulling out the inner box.

FLIPPING YOUR SCREEN IMAGE

Android™ Phones:

1. Go to Google Play.
2. Download an image rotation app.
3. Open app from homescreen.
4. Select Reverse landscape.

iOS 7 Phones:

1. Go to 'Settings', 'General', 'Accessibility'.
2. Enable 'Assistive Touch' feature.
3. Go to your video, and turn phone into landscape orientation.
4. Touch the floating 'Assistive Touch'.
5. Select 'Device', 'Rotate Screen' and choose either Left or Right.

 **THE SOURCE - WARRANTY**

The Source warrants that this product will be free from defects in materials and workmanship for a period of 6 months from the date of purchase. Within this period, simply take the product and your proof of purchase to any The Source store or participating dealer and the product will be replaced (where available) without charge. Any product which has been subject to misuse or accidental damage is excluded from this warranty. This warranty is only applicable to a product purchased through The Source company-owned stores or participating dealers in Canada where the warranty is included with the product. While this warranty does not confer any legal rights other than those set out above, you may have additional statutory rights which will vary under the laws of the various countries, states, provinces and other governmental entities in which The Source operates. This warranty is subject to all statutory rights you may have in Canada.

Imported by:
The Source, Barrie, Ontario, Canada, L4M 4W5
Manufactured in China
www.thesource.ca
© 2018 The Source All rights reserved.

