

PULSE BLUETOOTH® SPEAKER




Operating Instructions

Thank you for choosing the Gadgetree Pulse Bluetooth® Speaker. Play music from any mobile device wirelessly with Bluetooth® and watch the LED lights pulsate to the beat of your music.

WHAT'S IN THE BOX

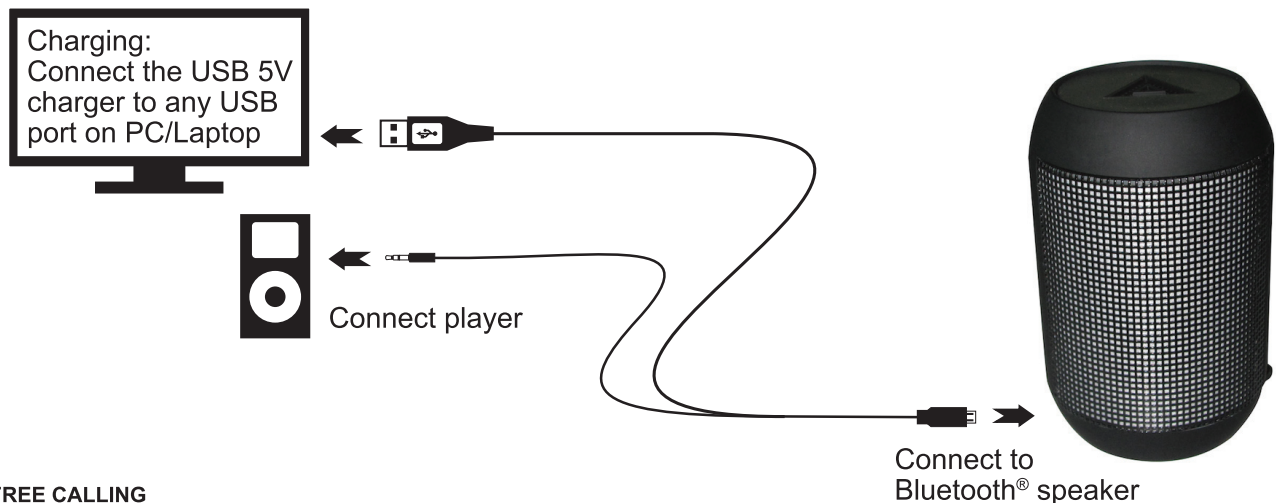
- Speaker
- USB charging + AUX 2-in-1 cable

PRODUCT FEATURES



1.  VOLUME UP (long push)/
NEXT SONG (short push)
2.  VOLUME DOWN (long push)/
PREVIOUS SONG (short push)
3.  PLAY/PAUSE/ANSWER & END CALL/AUX MODE

OPERATION

1. Press the ON/OFF button located on the bottom of the speaker. When active, the speaker's audio will prompt "The Bluetooth® is ready to pair".
2. Using your Bluetooth®-enabled smart device, find "Gadget 8047866" from the pairing list. (**Tip:** Ensure the Bluetooth® is enabled on your device.)
3. Upon successful connection, the speaker's audio will emit two short ascending beeps. The speaker will reconnect automatically if your smart device has been paired previously. When disconnecting, the speaker will emit two short descending beeps.
4. See speaker illustration for general function guidelines.




HANDSFREE CALLING

1. To answer or end an incoming call, press the  button.
2. Double-press the  button to redial the last number called on your mobile device.

AUDIO INPUT (AUX-IN MODE)

In addition to Bluetooth®, this speaker can play music using the 3.5mm audio cable included in the box.

1. Using the 3.5mm audio cable, connect the speaker to a smart device with 3.5mm audio port.
2. Press and hold the  button to enter AUX mode. The speaker will emit one short beep when connected.
3. When in AUX-IN mode, some speaker functions may have to be operated from the smart device.

Tip: If there is no sound during AUX-IN mode, check to ensure the speaker is not already paired via Bluetooth®.

CHARGING THIS DEVICE

1. The speaker will emit 3 descending beeps when battery is low.
2. Using the 2-in-1 cable included in the box, connect the speaker to a USB charging port.
3. The charging indicator will turn red when charging and then turn off when the speaker is fully charged. Approximate charging time is 2-3 hours. It is recommended to disconnect the charging cable after charging is complete. Do not leave the charging cable inserted when the speaker is not in use.

PRODUCT SPECIFICATIONS

- Bluetooth® connection range: 10 metres
- Charging time: Approximately 2-3 hours
- Battery: built-in 800mAH Li-battery
- Charging input: 3.7V 1A
- Speaker output power: 3W

SAFETY

- To clean, wipe gently with a soft, damp cloth
- This speaker is not water-resistant. Keep away from wet or damp surroundings

The FCC Wants You to Know

This equipment has been tested and found to comply with the limits for a Class B digital device, pursuant to Part 15 of the FCC Rules. These limits are designed to provide reasonable protection against harmful interference in a residential installation.

This equipment generates, uses and can radiate radio frequency energy and, if not installed and used in accordance with the instructions, may cause harmful interference to radio communications. However, there is no guarantee that interference will not occur in a particular installation.

If this equipment does cause harmful interference to radio or television reception, which can be determined by turning the equipment off and on, the user is encouraged to try to correct the interference by one or more of the following measures:

- Reorient or relocate the receiving antenna.
- Increase the separation between the equipment and receiver.
- Connect the equipment into an outlet on a circuit different from that to which the receiver is connected.
- Consult the dealer or an experienced radio/TV technician for additional suggestions.

Any changes or modifications not expressly approved by the party responsible for compliance could void the user's authority to operate the equipment. Where shielded interface cables have been provided with the product or specified additional components or accessories elsewhere defined to be used with the installation of the product, they must be used in order to ensure compliance with FCC regulation.

INDUSTRY CANADA NOTICE RSS247

This device complies with Industry Canada license-exempt RSS standard(s).
Operation is subject to the following two conditions:

- (1) this device may not cause interference, and
- (2) this device must accept any interference, including interference that may cause undesired operation of the device.

This digital apparatus does not exceed the Class B limits for radio noise emissions from digital apparatus set out in the Radio Interference Regulations of Industry Canada.

IC Number: 255A-8047866

THE SOURCE - WARRANTY



The Source warrants that this product will be free from defects in materials and workmanship for a period of six (6) months from the date of purchase. Within this period, simply take the product and your proof of purchase to any The Source store or participating dealer and the product will be replaced (where available) without charge. Any product which has been subject to misuse or accidental damage is excluded from this warranty.

This warranty is only applicable to a product purchased through The Source company-owned stores or participating dealers in Canada where the warranty is included with the product. While this warranty does not confer any legal rights other than those set out above, you may have additional statutory rights which will vary under the laws of the various countries, states, provinces and other governmental entities in which The Source operates. This warranty is subject to all statutory rights you may have in Canada.

Imported by:
The Source,
Barrie, Ontario, Canada, L4M 4W5

Manufactured in China

For product support please visit
www.thesource.ca



Please Recycle

© 2016 The Source
All rights reserved.