



HEADRUSH™

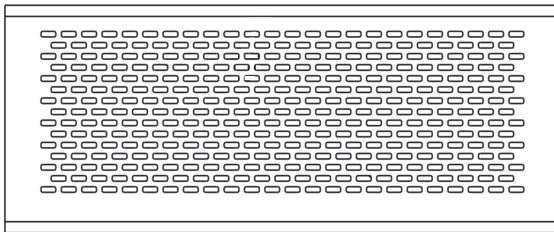
ALUMINUM BLUETOOTH® SPEAKER

BLAST



The Bluetooth® word mark and logos are registered trademarks owned by Bluetooth® SIG, Inc. and any use of such marks by The Source (Bell) Electronics Inc. is under license. Other trademarks and trade names are those of their respective owners.

8016809A
INSTRUCTION
MANUAL



WHAT'S INCLUDED:

- Bluetooth® speaker
- USB to Micro USB charging cable
- 3.5mm to 3.5mm audio cable
- User Manual

INTRODUCTION

This Bluetooth® wireless speaker system applies the latest Bluetooth® 2.1 wireless technology platform that enables you to enjoy music, video and mobile phone handsfree calling everywhere you want.

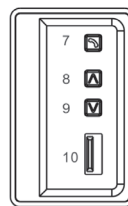
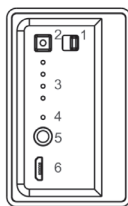
FEATURES:

1. Bluetooth® 2.1 platform
2. A2DP profile
3. Handsfree telephone calling
4. Stereo music
5. Battery status checking
6. Operating distance up to 10 meters (33 feet in open area)
7. Use as a power bank for external charging of mobile phones or other electronic devices
8. Operation time up to 18 hours (median volume level)

COMPONENT IDENTIFICATION

LEFT SIDE

1. Power ON/OFF control
2. Bluetooth® PAIR / BATTERY CHECK button
3. Battery LED power indicator
4. Charging LED indicators
5. 3.5mm AUDIO IN jack
6. Micro USB CHARGE IN jack



RIGHT SIDE

7. Telephone TALK button
8. Volume +
9. Volume -
10. USB CHARGING OUT jack (to external portable devices)

PAIRING

1. Make sure the speaker is ON.
2. Enable your Bluetooth® device such as mobile phones, tablets or other Bluetooth® media. Make sure it is in search mode.
3. Press the Pair/Battery Check button and hold for 5 seconds until the 4 LEDs flash
4. Select "HeadRush 8016809" from the list shown on the Bluetooth® device.
5. Enter "0000" if a password is required.
6. When the Bluetooth® connection is made, the first LED will flash slowly.
7. Now you can listen to your music or take a telephone call through the speaker.

CHARGING

1. Make sure the speaker is fully charged before initial use.
2. Connect the speaker to your PC with the supplied "USB to Micro USB" cable (included) for charging or a 5 V / 1 A power adapter (not included).
3. The charging LED will illuminate in red when charging has begun. Charging will be finished when LED turns green.
4. It will take 3.5 hours to fully charge the speaker by PC USB port.

TELEPHONE CALL

1. If there is an incoming call while playing music on speaker, the music will be muted and ring tone will play.
2. Answer the call by pressing the TALK button. Press TALK again when ending the call. Music will play again automatically.
3. To make a call, simply dial the telephone number you wish to call on your mobile phone and talk through the speaker.

CONNECTING TO YOUR DEVICE

Connect the speaker with your audio device directly by the supplied 3.5 mm cable or pair your device via Bluetooth® (see PAIRING).

BATTERY CHECK

1. The speaker is designed with a BATTERY CHECK feature, so that the user can clearly see the status of the battery.
2. Press the battery check button and find the battery capacity status.
 - 4x LED light up = app. 100% full
 - 3x LED light up = app. 75%
 - 2x LED light up = app. 50%
 - 1x LED light up = app. 25% (charging is needed).

CHARGING OUT

The HeadRush Aluminum Bluetooth® Speaker can act as a backup power supply. Simply connect your portable device via the USB jack. The HeadRush Aluminum Bluetooth® Speaker is designed for charging portable device with a charging current lower than 1A. *Charging tablets or other high powered portable devices that utilise more than 1amp is not recommended.

TECHNICAL SPECIFICATIONS

- Carrier Frequency: Bluetooth® 2.1
- Battery Capacity: 3.7 V 1500 mA
- Frequency Response: 20 Hz – 20 KHz
- Distortion: 0.5%
- S/N Ratio: 65dB (typical)
- Channel Separation: 50dB (typical)
- Operation Distance: Up to 10 meters (33' in open area)
- Output Power: 2 x 1.5W (Max)

TROUBLE SHOOTING

NO SOUND

- Ensure the speaker is charged and with enough power for operation
- Ensure the speaker is switched ON.
- Ensure Bluetooth® device is ON.
- The volume of the speaker is too low, adjust the volume to an appropriate level.
- Unable to connect with Bluetooth® device, RESET the speaker by pressing and holding the Pair/Battery Check button for 12 seconds.

VOLUME CONTROL

- The volume level is fixed when using the input jack. The volume control works on Bluetooth® only.

WARNING: Changes or modifications to this unit not expressly approved by the party responsible for compliance could void the user's authority to operate the equipment. Operation is subject to the following two conditions: (1) this device may not cause interference, and (2) this device must accept any interference, including interference that may cause undesired operation of the device.

The FCC Wants You To Know

Warning! This device complies with Part 15 of the FCC rules. Operation is subject to the following two conditions:

- (1) This device may not cause harmful interference and
- (2) this device must accept any interference received, including interference that might cause undesired operation.

Changes or modifications to this unit not expressly approved by the party responsible for compliance could void the user's authority to operate the equipment.

Industry Canada Notice

This device complies with RSS-210 of Industry Canada. Operation is subject to the following two conditions:

- (1) this device may not cause interference, and
- (2) this device must accept any interference, including interference that may cause undesired operation of the device.

This digital apparatus does not exceed the Class B limits for radio noise emissions from digital apparatus set out in the Radio Interference Regulations of Industry Canada.

IC NUMBERS: 255A-8016809

THE SOURCE - WARRANTY



The Source warrants that this product will be free from defects in materials and workmanship for a period of one (1) year from the date of purchase. Within this period, simply take the product and your proof of purchase to any The Source store or participating dealer and the product will be replaced (where available) without charge. Any product which has been subject to misuse or accidental damage is excluded from this warranty.

This warranty is only applicable to a product purchased through The Source company-owned stores or participating dealers in Canada where the warranty is included with the product. While this warranty does not confer any legal rights other than those set out above, you may have additional statutory rights which will vary under the laws of the various countries, states, provinces and other governmental entities in which The Source operates. This warranty is subject to all statutory rights you may have in Canada.

Imported by:
The Source,
Barrie, Ontario, Canada, L4M 4W5
Manufactured in China

For product support please contact www.thesource.ca

© 2015 The Source
All rights reserved.